

**DS-K3H4410-120
Full Height Turnstile**

Full height turnstile with high reliability and suitable for outdoor use. The waterproof design of the whole structure and the segmented installation design make the installation and maintenance of this product very convenient.

- LED indicates the passing direction(forbidden or available).
- When the power is cut off, the system will automatically unlock the brake levers into a free-passing mode to facilitate the evacuation of people.
- Valid passing duration settings: System will cancel the passing permission if a person does not pass through the lane within the valid passing duration.
- Support bi-directional passing through.

▪ Specification

System	
MCBF	More than 2 million times
Motor	NA
General	
Throughput	More than 30 persons per minute The actual throughput is affected by the person passing rate and passing method.
Lane width	600mm
Pedestal material	SUS304 stainless steel 1.2 mm (0.05") Stainless steel pipe 1.0 mm (0.04")
Power supply	100 to 240 VAC; 50 to 60 Hz
Working temperature	-15°C to 55°C (5°F to 131°F)
Working humidity	10% to 90% (No Condensing)
Dimensions	Without package: 1400 mm × 1200 mm × 2230 mm(55.1" × 47.3" × 87.8") With package: 2135 mm × 1435 mm × 1115 mm(84.1" × 56.5" × 43.9")
Application environment	Indoor and outdoor
Weight	Without package: 100 kg (221 lbs) With package: 200 kg (441 lbs)

▪ Maintenance

The main element of the turnstile is stainless steel, which is rustless (antioxidant) and corrosion resistant (The anti corrosion ability in the medium of acid, alkali, and salt). In order to keep the stainless steel from being oxidized or corroded, you should clean and care the turnstile surface periodically .

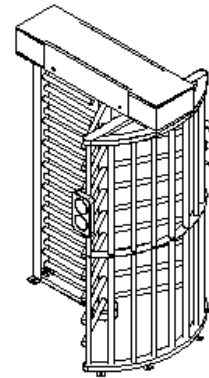
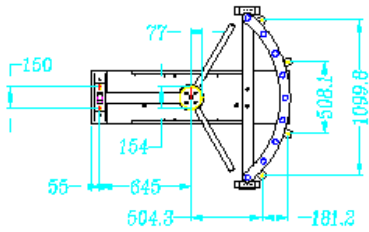
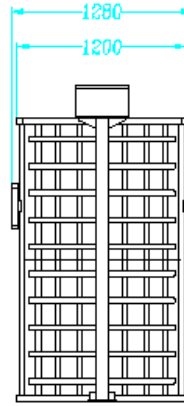
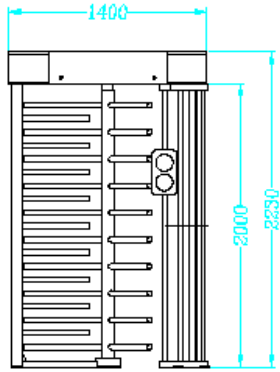
The instructions and tips for maintaining the turnstile are as follows:

- Select different stainless steel types according to the variety of the environments. You can select 304 stainless steel for common circumstances and 316 stainless steel for the scenarios of seashores and chemical plants.
- Keep the device surface clean and dry.
- Use non-woven cloth and ethyl alcohol to clean the dirt on the device surface.
- Use sourcing pad (do not use mesh cleaning ball) to clean the rust on the device surface by following the wire drawing on the stainless steel. And then use non-woven cloth and stainless steel cleaner to wipe the device surface.
- Clean and maintain the device by using non-woven cloth and stainless steel cleaner periodically. It is suggest to clean the device every month in common circumstances and every week for severe environments (seaside and chemical plants for instance).

▪ Available Model

DS-K3H4410-120/Pg-Dm60

▪ **Dimension**



▪ **Accessory**

▪ **Optional**

DS-K1T671 Pro Face Access Terminal	DS-K1T671MF Pro Face Access Terminal	DS-K1T671M Pro Face Access Terminal
		